

Scaled data based on original data using
LM-79-08 Approved Method: Electrical and Photometric Measurements of Solid-
State Lighting Products

Test Report Prepared for
Cooper Lighting Solutions
(formerly Eaton)

Brand: STREETWORKS

Report Number: P649117

Luminaire Tested: **GLAN-SA8C-835-U-T3R**

Issue Date: 1/4/2021

Test Information

Test Method: LM-79-08
Report Number: P649117
TEST IS SCALED FROM IESNA LM-79-08 TEST DATA (G3-2011-042-8)
Test Lab: INNOVATION CENTER
Issue Date: 1/4/2021
Manufacturer: COOPER LIGHTING SOLUTIONS (FORMERLY EATON)
Product Line: STREETWORKS
Catalog Number: GLAN-SA8C-835-U-T3R
Description: GALLEON AREA AND ROADWAY LUMINAIRE
(8) 80 CRI, 3500K, 1050mA LIGHTSQUARES WITH 16 LEDS EACH AND TYPE III
ROADWAY OPTICS
Light Source: -
Ballast/Driver: ELECTRONIC DRIVER

Summary

Lumens per Lamp: N/A
Luminaire Lumens: 45489.2 lumens
Efficiency: N/A
Efficacy: 106.0 lumens/watt
Luminous Opening: Rectangular (W 1.5' x L: 1.5' x H: 0')
IES Classification: Type IV - Medium
BUG Rating: B3 - U0 - G5

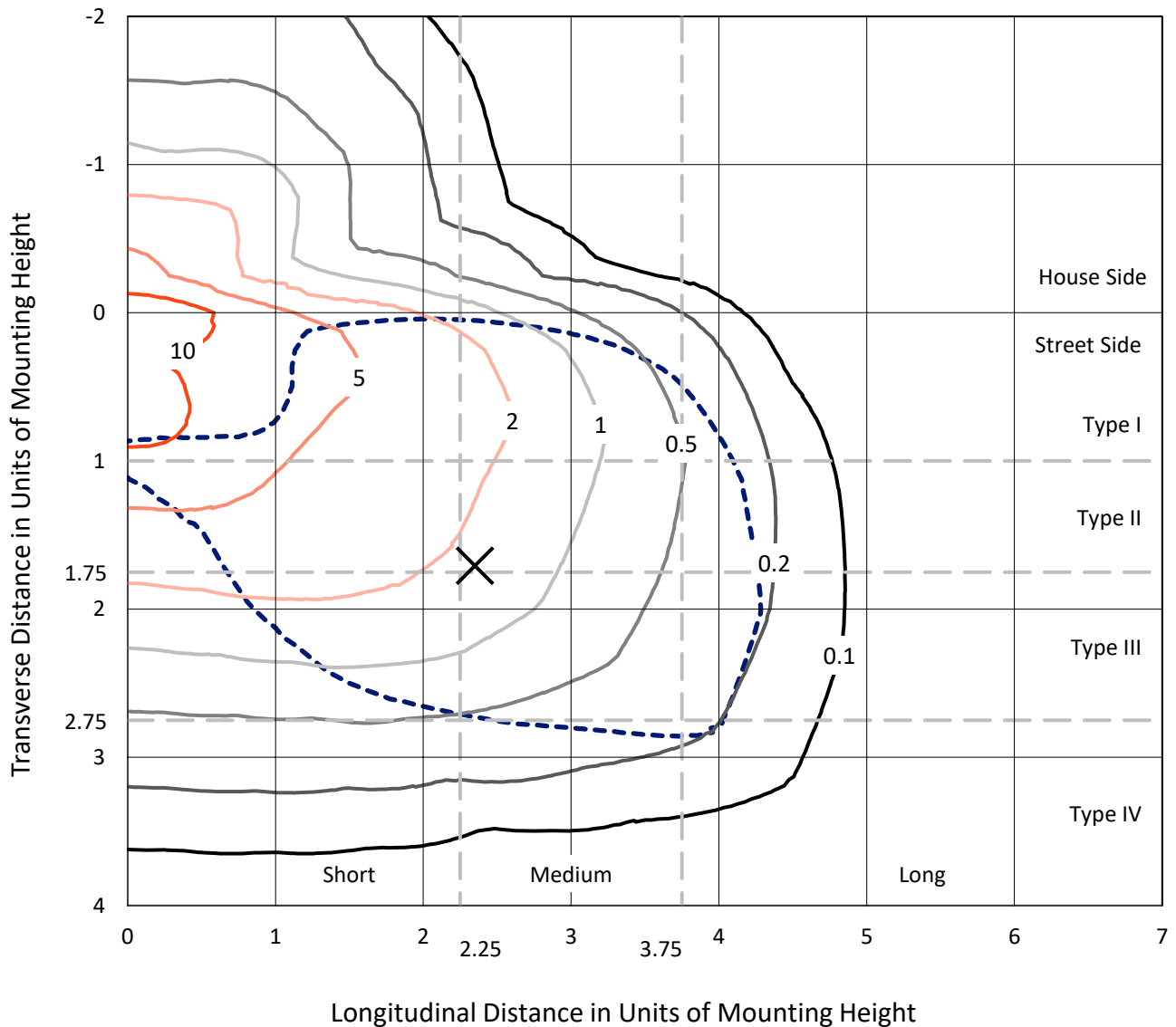
Input Watts (W): 429
Input Voltage (V): NR
Input Current (Ain): NR
Voltage Rise (V): NR
Power Factor: NR
Total Harmonic Distortion (THDi): NR
Frequency (hertz): 60
Stabilization Time: NR
Operation Time: NR
Ambient Temperature (°C): NR
Test Distance: 24 FT



REPORT NUMBER: P649117
 CATALOG NUMBER: GLAN-SA8C-835-U-T3R

Iso-Footcandle Lines of Horizontal Illumination

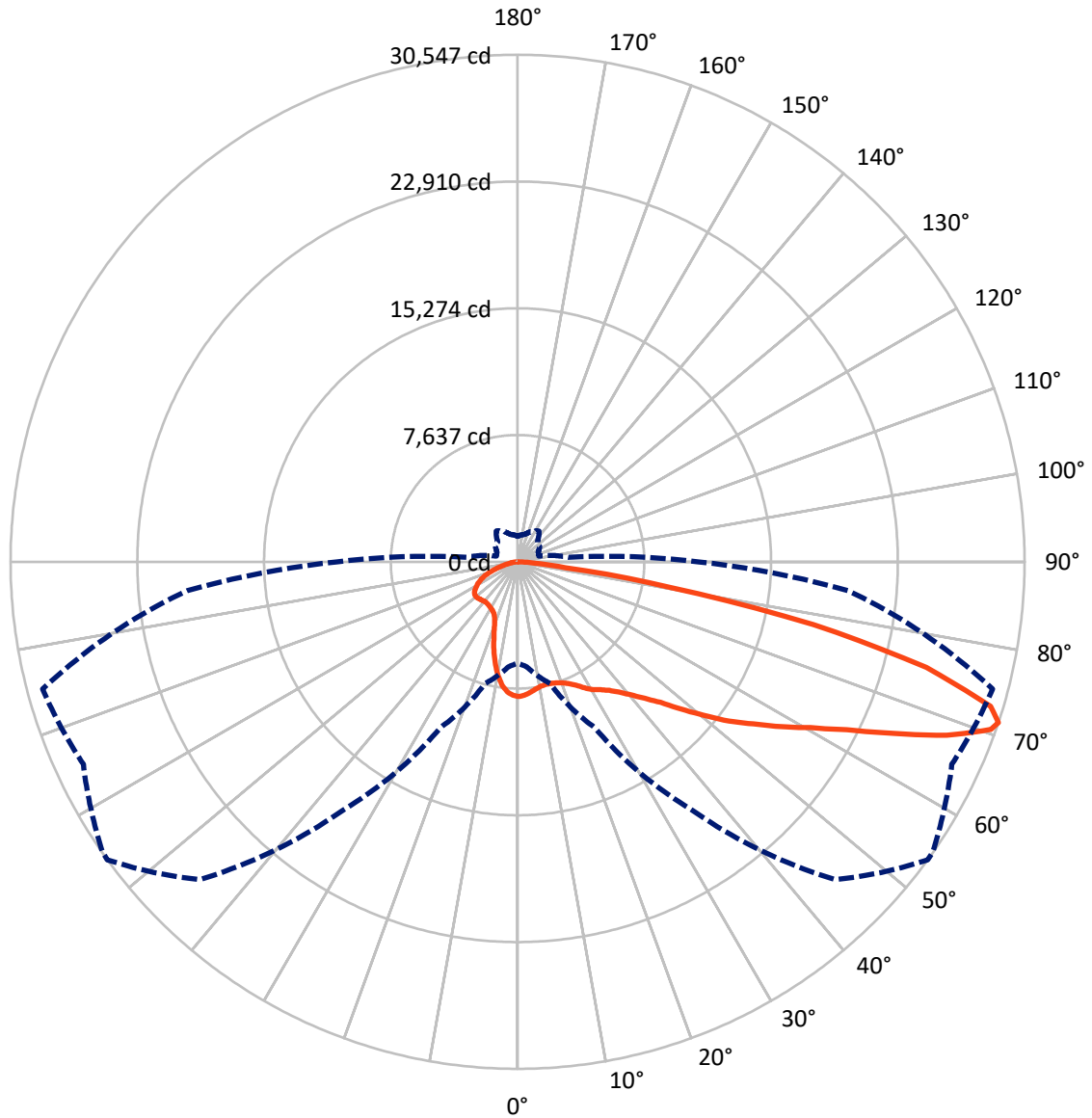
✕ Max cd
 - - - 1/2 Max cd



Based on 25 foot mounting height. Maximum calculated value = 13.1 fc
 Type IV - Medium - N/A

REPORT NUMBER: P649117
CATALOG NUMBER: GLAN-SA8C-835-U-T3R

Luminous Intensity Polar Plot



— Vertical Plane Through 54-Deg Lateral - - - Horizontal Cone Through 71-Deg Vertical

REPORT NUMBER: P649117
 CATALOG NUMBER: GLAN-SA8C-835-U-T3R

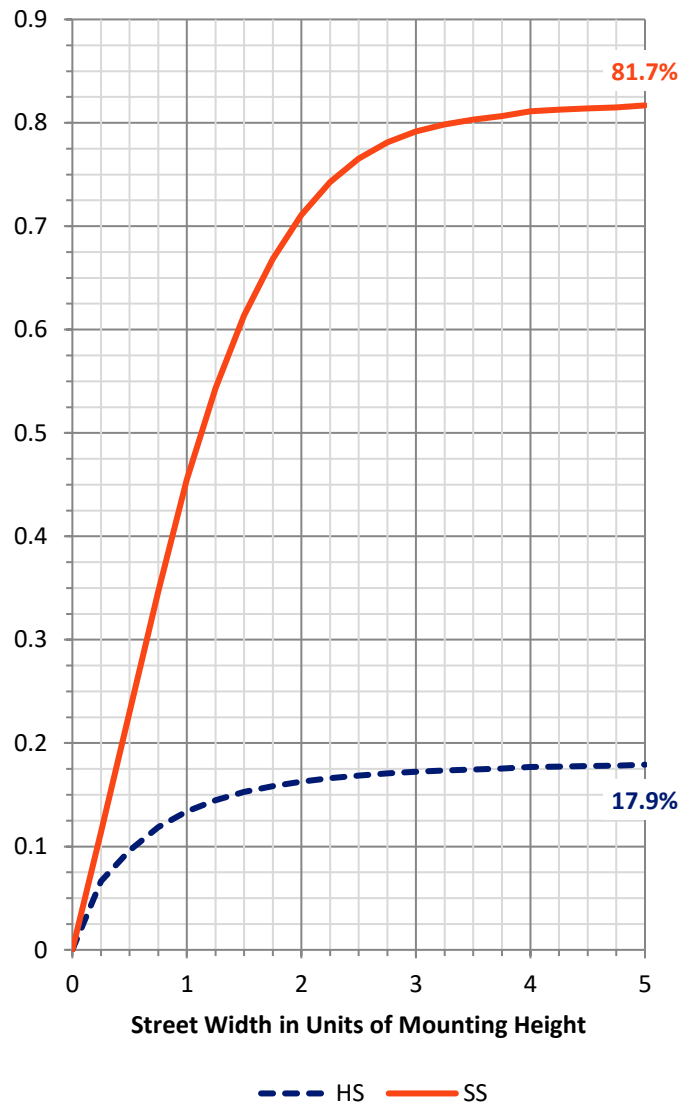
FLUX DISTRIBUTION:

		Downward	Upward	Total
House Side	Lumens	8212.8	0.0	8212.8
	% Fixture	18.1	0.0	18.1
Street Side	Lumens	37276.4	0.0	37276.4
	% Fixture	81.9	0.0	81.9
Total	Lumens	45489.2	0.0	45489.2
	% Fixture	100.0	0.0	100.0

ZONAL LUMENS:

Zone	Lumens	% Fixture
0°-10°	723.3	1.6
10°-20°	1909.8	4.2
20°-30°	3179.8	7.0
30°-40°	4701.9	10.3
40°-50°	6622.8	14.6
50°-60°	8868.2	19.5
60°-70°	11177.7	24.6
70°-80°	7634.3	16.8
80°-90°	671.4	1.5
90°-100°	0.0	0.0
100°-110°	0.0	0.0
110°-120°	0.0	0.0
120°-130°	0.0	0.0
130°-140°	0.0	0.0
140°-150°	0.0	0.0
150°-160°	0.0	0.0
160°-170°	0.0	0.0
170°-180°	0.0	0.0
0°-90°	45489.2	100.0
0°-180°	45489.2	100.0

Coefficient of Utilization

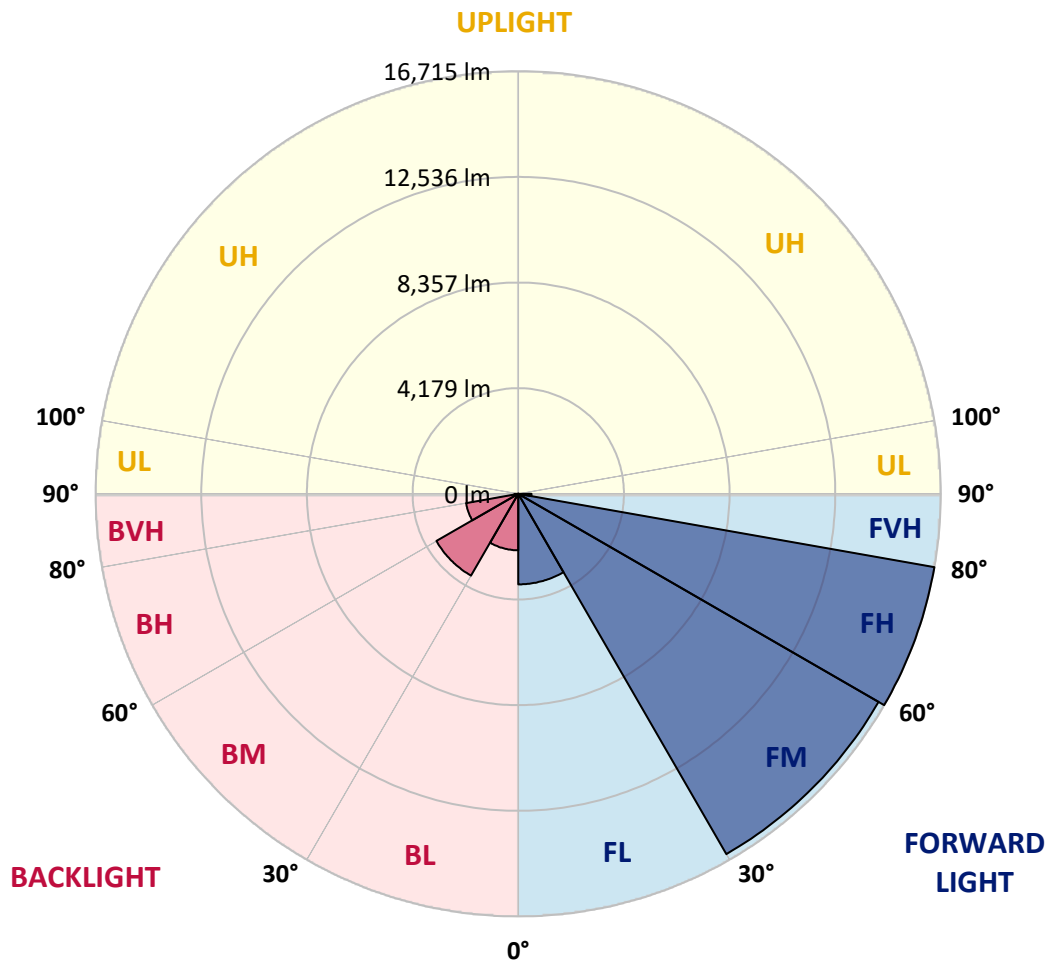


REPORT NUMBER: P649117
 CATALOG NUMBER: GLAN-SA8C-835-U-T3R

LUMINAIRE CLASSIFICATION SYSTEM LUMEN TABLE AND BUG RATING:

Zone	Lumens	% Fixture	Zone Rating/Lumen Limit		
			B	U	G
FL (0°-30°)	3580.7	7.9			
FM (30°-60°)	16456.3	36.2			
FH (60°-80°)	16714.5	36.7			G5
FVH (80°-90°)	524.8	1.2			G4/750
BL (0°-30°)	2232.1	4.9	B3/2500		
BM (30°-60°)	3736.6	8.2	B3/5000		
BH (60°-80°)	2097.5	4.6	B3/2500		G3/2500
BVH (80°-90°)	146.6	0.3			G2/225
UL (90°-100°)	0.0	0.0		U0/0	
UH (100°-180°)	0.0	0.0		U0/0	

BUG Rating: B3-U0-G5
 Type IV Medium





REPORT NUMBER: P649117

CATALOG NUMBER: GLAN-SA8C-835-U-T3R

CANDELA DISTRIBUTION (FULL):

	0°	5°	15°	25°	35°	45°	54°	55°	65°	75°	85°
0°	8116.0	8116.0	8116.0	8116.0	8116.0	8116.0	8116.0	8116.0	8116.0	8116.0	8116.0
2.5°	7840.7	7877.6	7887.4	7912.0	7963.6	8005.4	8047.1	8042.2	8101.2	8125.7	8147.9
5°	7491.8	7501.7	7538.5	7587.7	7678.6	7794.1	7907.0	7909.6	8054.5	8170.0	8226.5
7.5°	7236.3	7268.2	7292.8	7344.4	7440.2	7565.5	7744.9	7759.7	8017.7	8246.2	8366.6
10°	7069.2	7106.0	7133.1	7196.9	7292.8	7432.9	7627.0	7654.0	7990.6	8366.6	8577.9
12.5°	6916.9	6953.7	6978.3	7061.8	7187.2	7359.1	7577.8	7609.7	8000.5	8506.6	8808.8
15°	7010.2	7039.7	7029.9	7054.4	7138.0	7334.6	7597.4	7629.4	8037.3	8641.7	9037.4
17.5°	7425.5	7450.1	7369.0	7275.6	7236.3	7381.3	7658.9	7693.3	8111.0	8781.8	9270.8
20°	8037.3	8103.7	7926.8	7717.9	7528.7	7548.4	7786.7	7823.6	8214.2	8921.9	9509.1
22.5°	8833.4	8882.6	8666.3	8322.4	7973.4	7794.1	7978.4	8000.5	8369.0	9103.7	9769.6
25°	9769.6	9799.1	9499.3	9057.0	8553.3	8214.2	8241.2	8280.5	8624.6	9310.1	10000.6
27.5°	10678.7	10772.1	10425.6	9885.1	9221.6	8656.5	8602.4	8627.0	8902.2	9425.6	10160.3
30°	11757.4	11750.1	11384.0	10757.4	9907.2	9138.1	8944.0	8939.1	9052.1	9482.1	10275.8
32.5°	12617.4	12718.2	12359.4	11676.3	10691.0	9636.9	9179.9	9170.0	9167.6	9580.4	10447.8
35°	13595.4	13610.1	13280.9	12592.8	11538.8	10263.5	9509.1	9460.0	9403.5	9791.7	10681.2
37.5°	14470.1	14538.9	14236.7	13465.2	12371.7	10914.6	9961.2	9929.3	9757.3	10157.9	11054.7
40°	15153.2	15204.8	15023.0	14288.3	13192.4	11617.4	10536.2	10477.2	10268.4	10757.4	11553.5
42.5°	15376.8	15482.4	15553.7	15192.5	14136.0	12450.3	11243.9	11170.2	11010.5	11666.5	12128.4
45°	15394.0	15561.1	15937.0	15954.3	15084.4	13447.9	12069.5	12017.9	12005.6	12831.2	12936.9
47.5°	15263.8	15433.3	16064.8	16406.4	15929.7	14455.4	13261.2	13180.1	13187.5	14271.1	13843.5
50°	14949.3	15150.7	15917.4	16696.3	16590.6	15502.1	14519.2	14492.2	14644.6	15914.9	14784.6
52.5°	14357.1	14600.4	15765.0	16878.1	17082.1	16403.9	15949.3	15873.1	16258.9	17698.8	15814.2
55°	12718.2	13084.3	15207.3	16978.9	17548.9	17266.3	17236.9	17374.5	17885.5	19644.8	16946.9
57.5°	11863.1	12138.3	13995.9	16996.0	18138.6	18268.9	18740.6	18775.0	19669.4	21711.3	18227.1
60°	11396.3	11639.5	13332.5	16883.0	18961.8	19509.7	20278.8	20401.7	21411.5	23949.8	19553.9
62.5°	10988.3	11197.2	12934.4	16492.3	19890.5	21350.1	22271.6	22330.5	23389.5	26421.6	20863.6
65°	10027.6	10265.9	12133.4	16101.7	20691.6	23650.0	24915.5	24846.6	25495.3	28554.4	21684.2
67.5°	8732.7	9034.9	10637.0	14752.7	21087.2	26163.6	27893.5	27807.5	27574.0	29952.6	21920.2
70°	7079.0	7241.2	8722.9	12420.9	19507.3	27483.1	30244.9	30154.0	28861.6	30136.9	20804.6
71°	6091.3	6344.3	7595.0	11032.5	18192.7	27080.1	30547.2	30522.6	28864.0	29628.3	19964.3
72.5°	4754.5	4909.3	6015.1	8548.4	15462.8	24790.1	29800.2	29893.6	28237.5	28215.3	18232.0
75°	3007.6	3076.3	3774.1	5032.3	8484.5	17556.3	25438.8	25691.9	25072.7	23094.7	13558.5
77.5°	1747.0	1835.5	2260.6	2965.8	3666.1	9528.8	18202.5	18477.7	17421.1	12715.7	5550.7
80°	1017.3	1115.5	1489.0	1722.4	1683.1	3535.8	9268.4	9737.6	7543.4	3211.5	1557.9
82.5°	565.2	631.5	1046.7	1049.2	896.8	1154.8	2916.6	3051.7	2152.5	1294.9	636.4
85°	410.4	464.4	675.7	611.8	430.0	496.3	1014.8	1063.9	869.8	545.5	206.4
87.5°	144.9	206.4	371.1	294.9	117.9	103.2	292.4	238.3	221.1	152.4	46.7
90°	0.0	0.0	0.0	0.0	0.0	0.0	0.0	0.0	0.0	0.0	0.0



REPORT NUMBER: P649117
 CATALOG NUMBER: GLAN-SA8C-835-U-T3R

CANDELA DISTRIBUTION (continued):

	90°	95°	105°	115°	125°	135°	145°	155°	165°	175°	180°
0°	8116.0	8116.0	8116.0	8116.0	8116.0	8116.0	8116.0	8116.0	8116.0	8116.0	8116.0
2.5°	8160.2	8165.0	8140.5	8096.3	8052.1	7995.5	7931.6	7882.5	7860.4	7858.0	7855.4
5°	8248.6	8260.9	8167.6	8030.0	7877.6	7690.9	7531.1	7349.3	7302.6	7228.9	7251.0
7.5°	8391.2	8383.7	8199.5	7907.0	7550.8	7155.2	6821.0	6626.9	6425.5	6368.9	6371.3
10°	8595.1	8548.4	8199.5	7656.5	7061.8	6474.5	6007.7	5712.8	5553.1	5420.5	5371.3
12.5°	8811.3	8693.3	8120.9	7305.1	6432.8	5712.8	5211.6	4813.6	4710.4	4602.2	4604.7
15°	9017.7	8821.1	7966.1	6811.2	5754.7	4899.5	4413.1	4174.7	4142.8	4155.0	4152.6
17.5°	9204.5	8912.0	7730.2	6260.8	4963.4	4201.7	3943.7	3960.9	4046.9	4108.3	4115.7
20°	9393.7	8966.1	7378.8	5523.7	4216.5	3779.1	3788.9	3924.1	4054.3	4137.8	4150.1
22.5°	9573.0	8990.7	6966.0	4811.1	3675.9	3599.7	3744.7	3889.6	4017.4	4098.5	4110.8
25°	9691.0	8934.2	6381.2	4066.6	3410.5	3535.8	3688.2	3811.0	3919.1	4002.7	4022.3
27.5°	9722.9	8752.4	5656.3	3464.5	3287.7	3474.4	3614.5	3705.4	3788.9	3867.6	3882.3
30°	9705.7	8484.5	4860.2	3110.8	3216.4	3403.2	3511.3	3577.6	3678.4	3739.8	3752.1
32.5°	9678.7	8172.5	4029.7	2921.5	3157.4	3336.8	3400.6	3459.7	3457.2	3432.6	3449.8
35°	9688.5	7799.0	3356.5	2808.5	3105.8	3287.7	3341.7	3268.0	3056.7	3046.9	3037.0
37.5°	9740.1	7430.4	2867.5	2729.9	3078.8	3280.3	3309.7	2970.7	2784.0	2697.9	2675.8
40°	9872.8	7000.4	2545.6	2670.9	3076.3	3336.8	3164.8	2820.8	2462.1	2295.0	2282.7
42.5°	10049.7	6577.7	2349.0	2634.1	3105.8	3422.8	3105.8	2609.5	2218.8	2120.5	2105.8
45°	10312.7	6093.7	2240.9	2616.9	3150.1	3454.8	3086.2	2454.7	2120.5	2041.9	2041.9
47.5°	10610.0	5631.8	2181.9	2604.6	3206.5	3432.6	2911.7	2405.5	2073.9	2083.6	2130.3
50°	10904.8	5231.2	2137.7	2577.6	3255.7	3420.4	2840.5	2403.1	2086.1	2211.4	2295.0
52.5°	11246.3	4948.7	2083.6	2533.3	3255.7	3341.7	2818.3	2452.2	2120.5	2157.4	2194.2
55°	11659.1	4860.2	2014.9	2437.5	3196.8	3145.2	2806.0	2523.5	2145.1	2059.1	2073.9
57.5°	12204.6	5002.7	1948.5	2317.1	3061.6	2941.2	2801.1	2543.1	2088.6	2017.3	2002.6
60°	12838.5	5285.3	1928.8	2194.2	2877.3	2766.7	2771.7	2486.7	2010.0	1936.2	1948.5
62.5°	13283.3	5454.8	1916.5	2100.9	2675.8	2575.1	2700.4	2417.8	1975.5	1911.7	1923.9
65°	13283.3	5248.4	1803.6	1958.4	2415.4	2344.1	2614.4	2331.9	1931.3	1857.6	1845.3
67.5°	12779.6	4646.5	1631.5	1744.6	2127.9	2081.2	2494.0	2228.7	1864.9	1808.5	1779.0
70°	11467.5	3523.6	1415.4	1494.0	1764.3	1806.0	2339.2	2088.6	1754.4	1685.6	1641.4
71°	10890.0	3069.0	1324.4	1366.2	1624.2	1685.6	2265.5	2029.6	1705.3	1607.0	1528.3
72.5°	9777.0	2584.9	1186.8	1204.0	1388.3	1498.8	2110.7	1916.5	1611.9	1471.8	1383.4
75°	7427.9	1887.1	955.8	946.0	1027.1	1189.2	1786.3	1707.7	1412.8	1223.7	1172.1
77.5°	3209.0	1027.1	715.0	722.4	697.8	901.8	1405.5	1467.0	1211.4	995.1	948.4
80°	973.0	592.2	489.0	498.8	466.8	604.5	990.3	1149.9	973.0	774.0	710.1
82.5°	498.8	353.8	334.2	329.3	297.3	341.5	599.5	786.3	695.4	484.1	427.5
85°	216.3	189.2	164.7	159.7	140.1	122.9	213.8	393.1	368.6	270.3	258.0
87.5°	54.0	49.2	31.9	29.5	17.2	2.4	0.0	0.0	0.0	0.0	0.0
90°	0.0	0.0	0.0	0.0	0.0	0.0	0.0	0.0	0.0	0.0	0.0

(END OF REPORT)